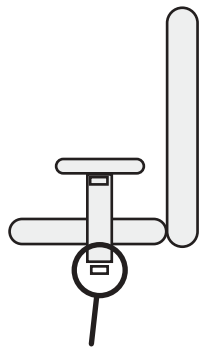


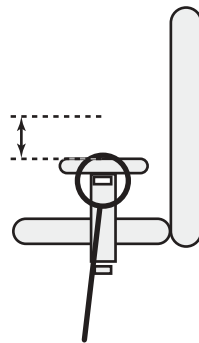
how do I adjust the arms?

width



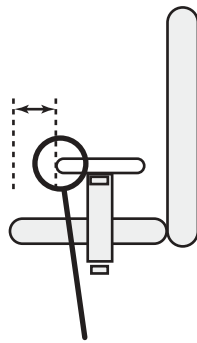
Depress trigger to adjust the arm in and out.

height



Depress trigger to adjust the arm up and down.

depth



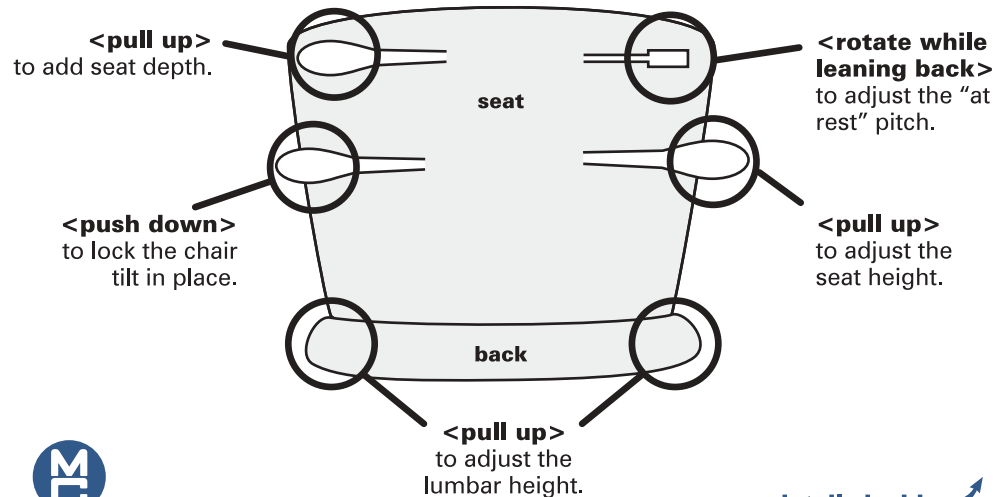
Grip arm pad and pull to adjust the arm forward and backward.

4/03 v2

how do I fine-tune my TC-460?

left hand side

right hand side

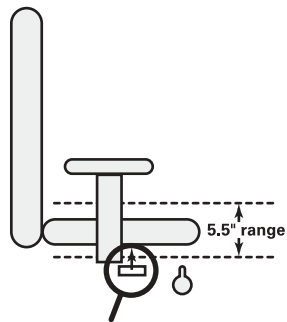


details inside 



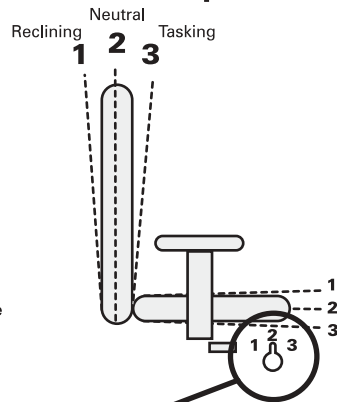
fine-tuning details – TC-460

seat height



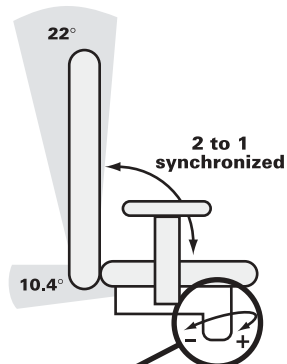
Pull up on this lever to adjust the seat height.

"at rest" position



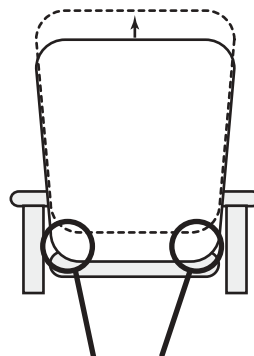
While leaning back slightly, **rotate** this lever to adjust the "at rest" position of the chair.

tilt tension



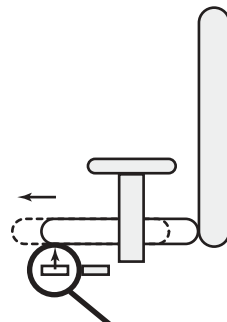
Twist this knob to adjust the tilt tension.

lumbar height



Pull up on the back to adjust the lumbar support...at the uppermost position the back will release to the bottom.

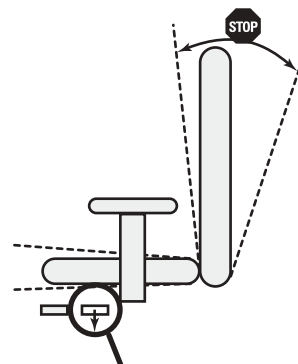
seat depth



Increase depth: pull up on this lever and push your upper body into the back of the seat.

Decrease depth: pull up on this lever, lean forward and push backward with your legs while holding the back.

tilt lock



Push down on this lever to lock the seat tilt in place...once unlocked, lean back to re-engage tilt.

For questions and comments please contact McDowell-Craig at: **877-921-2100**

arm adjustments

