

QUALITY AND PERFORMANCE FEATURES

CALIFORNIA MADE


SUSTAINABLE MANUFACTURING PRINCIPLES

MADE IN CALIFORNIA



DESIGN • MANUFACTURE • ASSEMBLE

Fabricated, welded, finished, painted and assembled entirely in our Norwalk, California factory.



Locally milled steel.



Highly skilled work force.

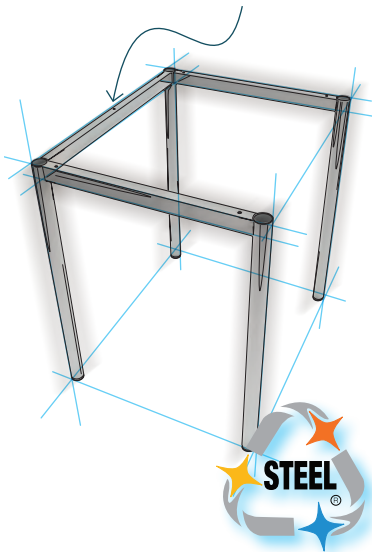


Factory assembled furniture.

WELDED FRAME CONSTRUCTION

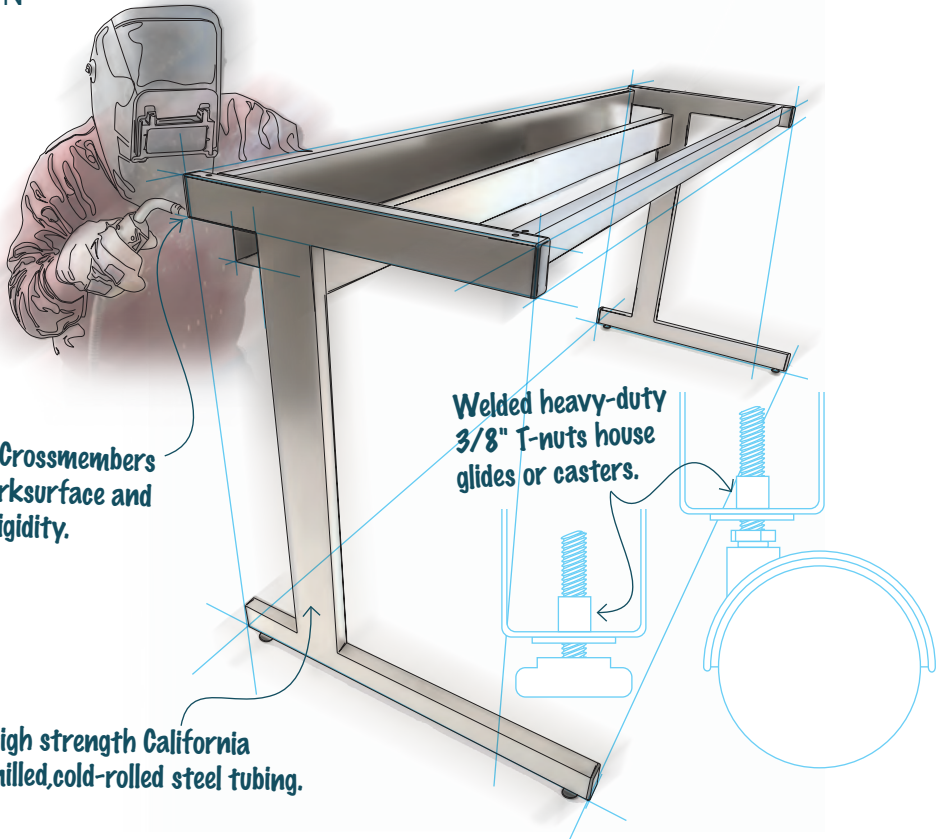
A FOUNDATION OF STRENGTH

Welded frame construction optimizes strength, durability and weight reduction.



Horizontal Crossmembers support worksurface and maximize rigidity.

High strength California milled, cold-rolled steel tubing.



Welded heavy-duty 3/8" T-nuts house glides or casters.



WORKSURFACE CONSTRUCTION

WORKMANSHIP AND UNSURPASSED DURABILITY

Radius corners are durable and safe.

Scratch and impact resistant high pressure laminate.

Super dense and strong industrial grade board.

3mm thick T-band edge is impact driven with contact cement for added longevity.

360° continuous edge ensures maintenance-free longevity.

Super duty wood screws lock frame to the worksurface.

High quality, non-stick backer.

STEEL FILING AND STORAGE

FILES AND STORAGE THAT NEVER RETIRE

Heavy gauge steel construction.

Heavy duty locking bar.

Full length multi-formed upright channels in front, middle and rear unitize and strengthen cabinet.

Fully enclosed bottom pan.

All corners are welded and finished.

Torque braces prevent side sway.

Cradle suspension with 15/16" ball bearing steel wheels.

